



Helping you make your windows safe

When choosing your window blind, you want to know that it will complement your décor, give you privacy, and provide the shading from the sun that you require.

If you have young children, we encourage you to also consider the small safety features that can be added to your blind, to help prevent cords or chains from posing a potential hazard.


Having selected your new blind, please refer to our table for guidance, or contact your window blind retailer who will be happy to advise.

Through the Safety in Mind initiative, Eclipse helps give you peace of mind, leaving you free to enjoy your new window blind.



SAFETY FEATURES

CORD CLEAT




Can be used with Vertical, Venetian, Roller, Pleated and Roman blinds. This simple device is attached high onto an adjacent wall. The cords can then be completely wound round it, out of a child's reach.



CORD SECURING CLIP



This 'P-shaped' clip can be used with Vertical, Roller and Roman blinds. Mount it onto an adjacent wall and secure the cord/chain so that the loop cannot be easily reached.



CHAIN TASSEL




For use with Vertical, Roller, Venetian and Roman blinds. You can eliminate the chain loop by using a single length of chain with tassels attached to each end.



CORD STOP




Specifically for Venetian blinds, the cord stop is attached at the top of the control cord. Should undue pressure be placed on the cord running through the slats, the control cord will not feed back through the headrail to form a loop.




BREAKAWAY TASSEL




Primarily suited to Venetian blinds, the tassel will break apart if put under any undue pressure. Two separate cords mean that there is no potentially hazardous loop.



MONO CONTROL




Mono control is a key safety feature of Vertical blinds. The chain and cord, used to rotate the vanes and open and close the blind, are replaced by a single rod.



ULTRA WAND



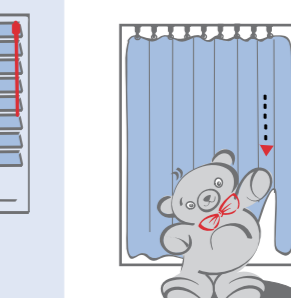
Ultra wand combines tilting and raising/lowering of the Venetian blind into one control. When the blind is raised, lift cords can be wrapped around the cleats attached to the wand, eliminating free-hanging cords.




CHAINLESS VANES




You can request sewn-in bottom weights on your Vertical blind, eliminating the need for potentially hazardous bottom chains. Chainless vanes are a standard feature of PVC Vertical and SoftSheer blinds.



INTU PLEATED AND VENETIAN



INTU blinds are specially designed without hanging cords so are particularly child safe.



VERTICAL	✓	✓	✓	✓	✓	✓	✓	✓
VENETIAN	✓		✓	✓	✓		✓	✓
ROLLER	✓	✓	✓					
PLEATED	✓							✓
ROMAN	✓	✓	✓					

The following checklist should help you:

Position furniture a safe distance away from windows to prevent children climbing too close to them.

- Do not allow control cords or chains to hang close to cots or beds, or to gather on the floor.
- Do not allow control cords or chains to hang free. Use one of the Safety in Mind products to secure them out of reach, or consider a cordless blind system such as INTU.
- Be aware of chains on the bottom of most Vertical blinds; consider sewn-in bottom weights or chainless PVC vanes.

Please ask your window blind retailer or call 0141 814 3500 for more details about the Safety in Mind products available to you.



Designed with safety in mind


INTU's neat and simple control options eliminate unnecessary free hanging cord loops, making them among the safest blinds you can buy.

For further information on the INTU range please call 0141 814 3508



eclipse®

ECLIPSE BLIND SYSTEMS INCHINNAN BUSINESS PARK
RENFREW PA4 9RE SCOTLAND UK
TEL: +44 (0) 141 812 3322 FAX: +44 (0) 141 812 5253
www.eclipse-blinds.co.uk



Your Safety in Mind retailer

A guide to window blind safety

© Eclipse 2008 MSM 4221



www.eclipse-blinds.co.uk